

 **ALL SIZES
DELIVERED RIGHT
TO YOUR DOOR!**

INTERIOR RAISED PANEL SHUTTERS

1 1/8" SELECT BASSWOOD

(ADD 25% FOR RED OAK)

LENGTH	Priced per pair				WIDTH			
	10-12"	13-14"	15-16"	17-18"	19-20"	21-22"	23-24"	
Thru 36"	\$120	\$140	\$154	\$167	\$185	\$204	\$223	
37-40"	\$134	\$156	\$171	\$185	\$206	\$227	\$247	
41-44"	\$147	\$172	\$188	\$204	\$227	\$249	\$272	
45-48"	\$160	\$187	\$205	\$223	\$247	\$272	\$297	
49-52"	\$174	\$203	\$222	\$241	\$268	\$295	\$321	
53-56"	\$187	\$218	\$239	\$260	\$289	\$317	\$346	
57-60"	\$201	\$234	\$256	\$278	\$309	\$340	\$371	
61-64"	\$214	\$250	\$273	\$297	\$330	\$363	\$396	
65-68"	\$227	\$265	\$290	\$315	\$350	\$385	\$420	
69-72"	\$241	\$281	\$307	\$334	\$371	\$408	\$445	
73-76"	\$254	\$296	\$324	\$352	\$392	\$431	\$470	
77-80"	\$267	\$312	\$341	\$371	\$412	\$453	\$495	
81-84"	\$309	\$355	\$386	\$417	\$461	\$504	\$547	
85-88"	\$322	\$371	\$403	\$436	\$481	\$527	\$572	
89-92"	\$335	\$387	\$420	\$454	\$502	\$549	\$597	

Custom arch and curve tops available!



BASSWOOD RED OAK

Measuring Your Opening
Choose the mounting method that best suits the structure of your window. Measure the tight opening the shutters will fill. Subtract 1/4" clearance to allow for hardware. Divide by number of shutters across to get widths.

Raised Panel Specs
Side Stiles: 1 3/4" x 1 1/8"
Top Rail: 4" +/- wide
Bottom Rail: 4" +/- wide
Quality Paint Grade Basswood or Stain Grade Red Oak
Panels Raised On Both Sides


Shutters available with or without center cross rail.

INTERIOR MOVEABLE LOUVERS

1 1/8" SELECT BASSWOOD PLANTATIONS

(ADD 25% FOR RED OAK)

LENGTH	Priced per pair				WIDTH			
	10-12"	13-14"	15-16"	17-18"	19-20"	21-22"	23-24"	
Thru 36"	\$132	\$154	\$169	\$184	\$204	\$224	\$245	
37-40"	\$147	\$172	\$188	\$204	\$227	\$249	\$272	
41-44"	\$162	\$189	\$207	\$224	\$249	\$274	\$299	
45-48"	\$176	\$206	\$225	\$245	\$272	\$299	\$326	
49-52"	\$191	\$223	\$244	\$265	\$295	\$324	\$354	
53-56"	\$206	\$240	\$263	\$286	\$317	\$349	\$381	
57-60"	\$221	\$257	\$282	\$306	\$340	\$374	\$408	
61-64"	\$235	\$274	\$300	\$326	\$363	\$399	\$435	
65-68"	\$250	\$292	\$319	\$347	\$385	\$424	\$462	
69-72"	\$265	\$309	\$338	\$367	\$408	\$449	\$490	
73-76"	\$279	\$326	\$357	\$388	\$431	\$474	\$517	
77-80"	\$294	\$343	\$376	\$408	\$453	\$499	\$544	
81-84"	\$339	\$391	\$425	\$459	\$507	\$554	\$602	
85-88"	\$354	\$408	\$444	\$479	\$529	\$579	\$629	
89-92"	\$369	\$425	\$463	\$500	\$552	\$604	\$656	



1 7/8" Louvers 2 1/2" Louvers



3 1/2" Louvers

Moveable Louver Specs
Side Stiles: 1 3/4" x 1 1/8"
Top Rail: 4" +/- wide
Bottom Rail: 4" +/- wide
Louvers - 1 7/8", 2 1/2", 3 1/2"
Quality Paint Grade Basswood
Finish Sanded
Inner Stile Bead

Plantation Hardware Sets
Antique brass hardware sets include 4 hinges, 2 knobs, a latch kit, and all the screws needed to hang 2 shutters.
\$12 per set.

Select any national latex brand, color, & sheen - we'll do the rest!

PRIMING & PAINTING SERVICES

width →	TO 18"	18-24"	PRIME
30"	\$22	\$24	Save time by having us PRIME your shutters with a quality interior white latex primer.
40"	\$24	\$26	
50"	\$28	\$31	
60"	\$29	\$34	
70"	\$31	\$36	
80"	\$33	\$38	
90"	\$37	\$42	

width →	TO 18"	18-24"	PRIME & PAINT
30"	\$72	\$78	Receive your shutters fully FINISHED including priming, sanding, & 2 top coats.
40"	\$78	\$84	
50"	\$90	\$99	
60"	\$93	\$108	
70"	\$99	\$114	
80"	\$105	\$120	
90"	\$117	\$132	

Priced per pair

Order the actual finished width and height needed. Trimming is complimentary!

Red Oak Plantations
Stiles: 1 3/4" x 1 1/8"
Top Rail: 4 1/2" wide
Bottom Rail: 4 1/2" wide
Louver Widths - 1 7/8", 2 1/2", or 3 1/2"

Number of Sections
Order your shutters with or without a center cross rail. (one or two louvered sections per shutter)



RED OAK Shown with 2 1/2" Louvers

TRADITIONAL INTERIOR BIFOLD SHUTTERS IN ALL TYPES & SIZES!

Free trimming to your final sizes!

Measuring Your Opening

Choose the mounting method that best suits the structure of your window. Measure the tight opening the shutters will fill. Subtract 1/4" clearance to allow for hardware. Divide by number of shutters across to get widths.

Bifolding Hardware Sets

Brass tone hardware sets include 4 non-mortise hinges, 4 butt hinges, all screws, latch & post, and beautiful solid brass knobs. One set will hang four shutters. \$10 per set. Mounting strips are available if needed for \$2 per ft.

Raised Panel Specs

Side Stiles: 1 5/8" - 2 1/2"
 (Side stile width varies with overall shutter widths)
 Top Rail: 2 3/8"+/- wide
 Bottom Rail: 3 3/8"+/- wide
 Quality Paint Grade Basswood
 Finish Sanded
 Panels Raised On Both Sides
 Inside Molded Frame

Moveable Louver Specs

Side Stiles: 1 1/2" x 3/4"
 Top Rail: 3 1/2"+/- wide
 Bottom Rail: 3 1/2"+/- wide
 Louvers - 1 1/4" wide
 (Flat Sanded)
 Poplar or Red Oak
 Offered in widths 6" - 18".

PRIMING SERVICE

Height	6-18" wide	Save time by having us PRIME your shutters with a quality interior white latex primer.
30"	\$11	
40"	\$12	
50"	\$14	
60"	\$15	
70"	\$16	
80"	\$17	
90"	\$19	

Priced per shutter

PRIMING & PAINTING SERVICE

Height	6-18" wide	Receive your shutters fully FINISHED . Price includes priming, sanding, and 2 top coats.
30"	\$36	
40"	\$39	
50"	\$45	
60"	\$47	
70"	\$50	
80"	\$53	
90"	\$59	

Priced per shutter

Select any national latex brand, color, & sheen - we'll do the rest!

CLASSIC COLONIAL RAISED PANELS & OPEN FRAME - 3/4" BASSWOOD

LENGTH	Priced per shutter WIDTH						
	6-7"	8"	9-10"	11-12"	13-14"	15-16"	17-18"
Thru 28"	\$45	\$46	\$53	\$61	\$69	\$77	\$84
29-34"	\$49	\$53	\$64	\$74	\$83	\$94	\$102
35-40"	\$58	\$63	\$76	\$87	\$99	\$109	\$120

Above sizes are made as one section/panel without center rail.

41-46"	\$65	\$71	\$87	\$99	\$112	\$125	\$137
47-52"	\$63	\$76	\$92	\$103	\$115	\$128	\$140
53-60"	\$78	\$86	\$102	\$117	\$130	\$145	\$158
61-72"	\$94	\$102	\$123	\$139	\$156	\$174	\$190

Above sizes made as two sections/panels with center rail.

NOTE: Add 25% for OPEN FRAME with 2 sections.



RAISED PANEL

OPEN FRAME

3/4" Basswood 3/4" Basswood
 Made with or without center rail

TRADITIONAL MOVEABLE LOUVER SMALL BLADE SHUTTERS - 3/4" RED OAK

LENGTH	Priced per shutter WIDTH						
	6-7"	8"	9-10"	11-12"	13-14"	15-16"	17-18"
Thru 34"	\$48	\$55	\$68	\$82	\$102	\$109	\$123
35-40"	\$53	\$61	\$75	\$91	\$114	\$122	\$136
41-44"	\$58	\$66	\$83	\$100	\$125	\$134	\$150

Above sizes are one louvered section without center rail.

45-48"	\$64	\$73	\$91	\$109	\$136	\$145	\$164
49-52"	\$69	\$79	\$98	\$118	\$147	\$157	\$177
53-56"	\$75	\$85	\$106	\$127	\$159	\$170	\$191
57-60"	\$79	\$91	\$114	\$136	\$171	\$182	\$205
61-64"	\$85	\$97	\$121	\$145	\$182	\$195	\$218
65-68"	\$90	\$103	\$129	\$155	\$194	\$206	\$232
69-72"	\$95	\$109	\$136	\$164	\$205	\$218	\$245
73-76"	\$101	\$115	\$144	\$173	\$216	\$231	\$259
77-80"	\$106	\$122	\$152	\$182	\$227	\$243	\$273

Above sizes are two louvered sections with center rail.



MOVEABLE LOUVER

3/4" Red Oak

Made with or without center rail

TRADITIONAL MOVEABLE LOUVER SMALL BLADE SHUTTERS - 3/4" POPLAR

LENGTH	Priced per shutter WIDTH						
	6-7"	8"	9-10"	11-12"	13-14"	15-16"	17-18"
Thru 28"	\$26	\$30	\$38	\$45	\$53	\$60	\$68
29-32"	\$30	\$34	\$43	\$52	\$60	\$69	\$78
33-34"	\$34	\$39	\$48	\$58	\$68	\$78	\$87
35-40"	\$38	\$43	\$54	\$65	\$75	\$86	\$97

Above sizes are one louvered section without center rail.

41-44"	\$41	\$47	\$59	\$71	\$83	\$95	\$107
45-48"	\$45	\$52	\$65	\$78	\$90	\$103	\$116
49-52"	\$49	\$56	\$70	\$84	\$98	\$112	\$126
53-56"	\$53	\$60	\$75	\$90	\$105	\$121	\$136
57-60"	\$57	\$65	\$81	\$97	\$113	\$129	\$145
61-64"	\$60	\$69	\$86	\$103	\$121	\$138	\$155
65-68"	\$64	\$73	\$91	\$110	\$128	\$146	\$165
69-72"	\$68	\$78	\$97	\$116	\$136	\$155	\$174
73-76"	\$72	\$82	\$102	\$123	\$143	\$164	\$184
77-80"	\$75	\$86	\$108	\$129	\$151	\$172	\$194

Above sizes are two louvered sections with center rail.



MOVEABLE LOUVER

3/4" Poplar

Made with or without center rail

Shuttercraft, Inc.

Mail to: 15 Orchard Park, Madison, CT 06443

VISIT OUR MADISON SHOWROOM!

Call (203) 245-2608 Fax (203) 245-5969

Email - all@shuttercraft.com

www.shuttercraft.com

INTERIOR SHUTTER ORDER FORM

SOLD TO (MAIL ADDRESS):

SHIP TO:

PHONE:

CONTACT:



FAX:

PHONE:

Qty (# of Units)	Unit ★ ("Pair" or "Each")	Width (of each shutter)	Height (of each shutter)	Description 1. Louvers, Panels, or Open Frame 2. Thickness 1 1/8" or 3/4" 3. Wood Type 4. With or without center rail	Price Per Unit	Extended Price

★ Order using the right unit...

TOTAL COST OF PRIMING/PAINTING SERVICE

3/4" Shutters	1 1/8" Shutters
PRICED PER SHUTTER (unit=each) 	PRICED PER PAIR (unit=pair) 

TOTAL COST OF HARDWARE

SUB TOTAL

CT residents add 6% sales tax

TOTAL

HOW DID YOU HEAR ABOUT US?

Magazine Name _____

Referred By _____

Internet/Search Engine _____

Other _____

INTERIOR HARDWARE FOR 1 1/8" THICK SHUTTERS

Antique Brass Hardware (regular set - 4 hinges)	\$12
Antique Brass Hardware (tall set - 6 hinges)	\$15

INTERIOR HARDWARE FOR 3/4" THICK SHUTTERS

Yellow Brass Tone Bifold Hardware (hangs 4 shutters)	\$10
Yellow Brass Tone (hangs 2 shutters)	\$8

FULL LATEX PAINTING SERVICE

Nat'l Paint Brand _____

Color/Number _____

Sheen _____

Match my chip with quality latex paint

PRIME ONLY

Gray (for dark finish) _____

White (for light finish) _____

A 50% deposit will activate your order.

MC/VISA # _____

Exp Date _____ 50% Check Enclosed

Signature _____

Free shipping on most orders over \$1000

Getting Started...Basic Tips For Measuring Your Opening For Interior 3/4" Bifold Shutters

Shuttercraft Bifolding Hardware Set (For Inside Flush Mount Applications)

4 Self Mortise Hinges/Screws - Use to attach each outer shutter to the inside of your window casing or mounting strip.

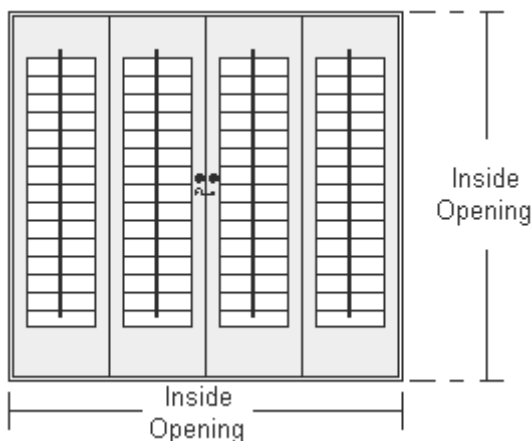
4 Butt Hinges/Screws - Use on the back of two shutters to bifold them together

2 Solid Brass Knobs/Screws - Position these according to your preference as shown

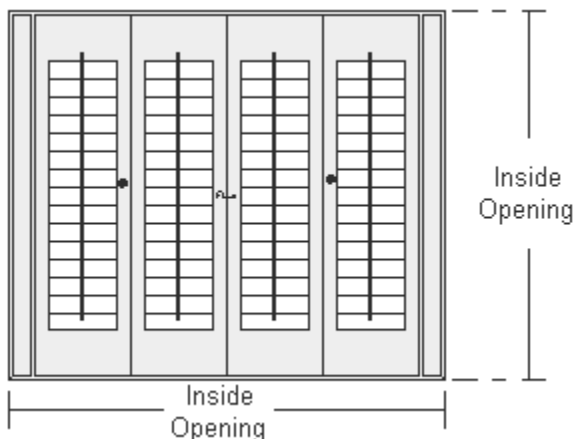
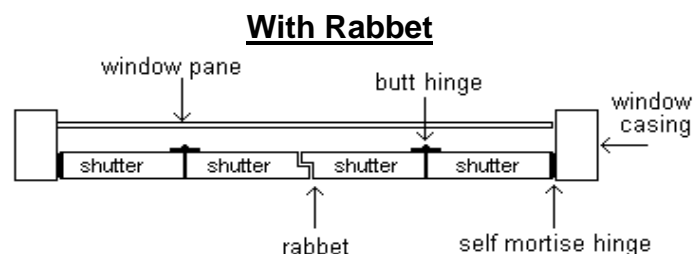
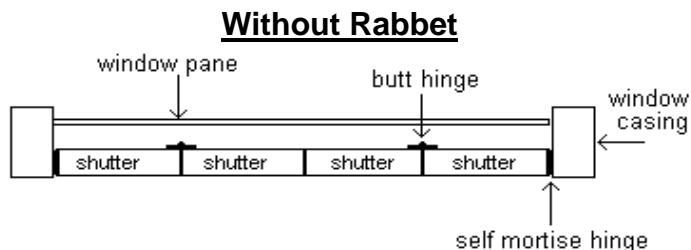
1 Latch With Latch Screws - Position As Shown

Measure inside tight opening that shutters will fill once installed. Subtract 1/4" for hardware clearance from the overall width of the opening and divide by the number of shutters across to get your shutter width. If shutters are going to fill the entire inside height of your window, subtract 1/4" for clearance from the overall inside height.

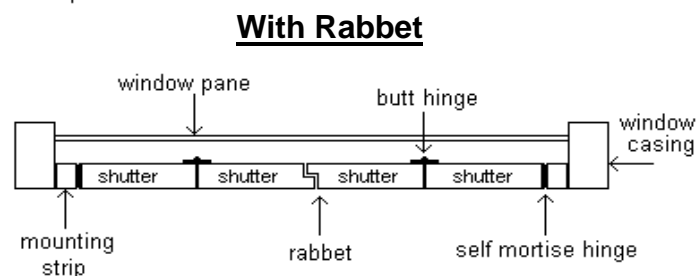
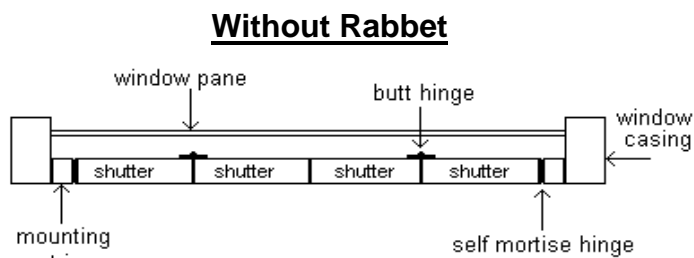
If your shutters will be rabbeted to overlap in the center, simply divide the tight opening by the number of shutters across. The rabbet (overlap) will account for the clearance.



Hinged directly to the window casing



Hinged to mounting strips



Plantation Hardware Set (For Wide Blade Shutters) Includes: 4 Butt Hinges/Screws, Latch and Latch Screw, 2 Antique Brass Knobs/Screws and will hang two shutters flush inside your window casing or inside mounting strips using same instructions as above (without the bifold).